

MODEL EA-64

Miami-Dade HVHZ Louver • 6" Deep • Drainable Blades • Stationary • Extruded Aluminum

Standard Materials and Construction

FRAME: .125" thick (nominal) extruded aluminum, 6063-T52/T6 alloy. Welded construction.

BLADE: .081" thick (nominal) extruded aluminum, 6063-T52/T6 alloy, mechanical fastening construction. Blades approximately 4" on centers.

LOUVER FACE: Full width sill with head and blades contained within jambs.

SCREEN: (When indicated, in a removable frame.)

1/2" flattened aluminum (.051" thick),

-or- 1/2" sq. mesh, intermediate double-crimped aluminum wire, .063" dia.,

-or- 1 1/8" mesh, .011" dia. aluminum wire, insect screen.

FINISH: Mill

Test Methods

Miami-Dade County Florida Test Protocols:

- TAS (PA) 201
- TAS (PA) 202
- TAS (PA) 203

Options

Finish - Baked Enamel, Kynar, Anodize

Extended Sill Flashing - available with Mill, Painted, or Anodized finishes.

Notes

1. 1/2" nominal deduction will be made to the opening size given.
2. Panels over 48" wide will have a 2" x 2" x 1/4" vertical interior blade support angle at approximate center of panels.
3. Approximate shipping weight is 6.0 lbs./sq.ft.

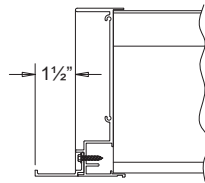
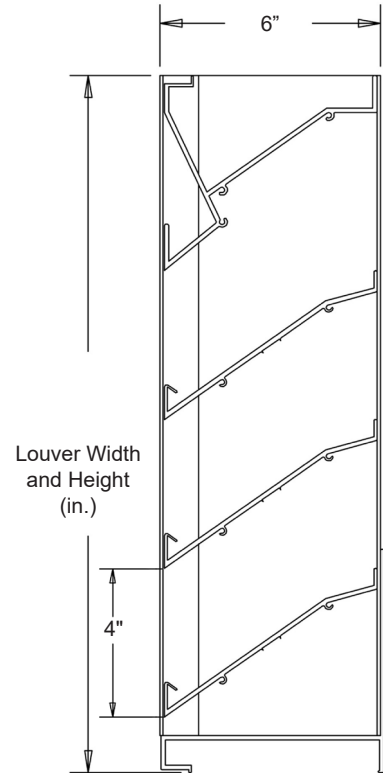
Louver Sizes

Min Panel	Max Single Panel
12"W x 12"H	96"W x 96"H

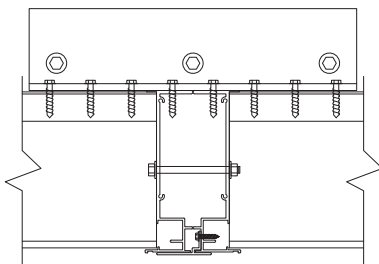
Windload requirements may limit panel sizes.

This louver has been tested to **AMCA Standard 540** for Wind Borne Debris Impact Resistance. See Page 2 for seal and listing information.

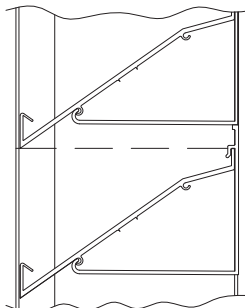
Withstands pressures up to ±180 PSF.



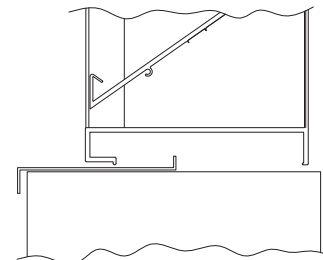
Optional Flange Frame (Jamb shown)



Standard Vertical Mullion



Standard Horizontal Mullion



Optional Extended Sill

Item #	Qty	Width	Height	Width	Height	Mullion	Type	Location	Union Made
		Opening Size		Louver Size			Screens		
Arch. / Eng.:						EDR:		ECN:	Job:
Contractor:									
Project:						Date:		DWN:	DWG:



Performance Data

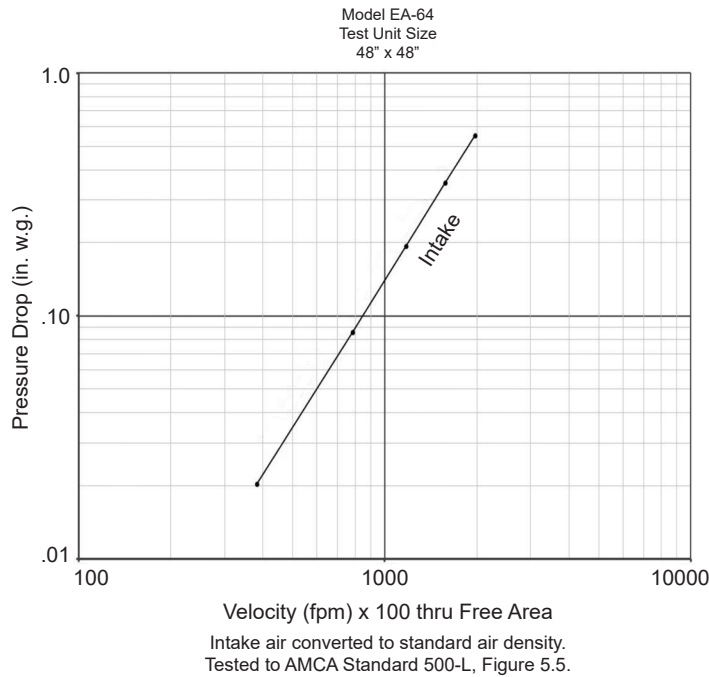
Pressure Drop: .14 in. w.g. at 1000 fpm (intake)

Free Area: 9.24 sq.ft. (0.858 sq.m.) = 58% for 48"W x 48"H sample tested in accordance with AMCA Standard 500-L.

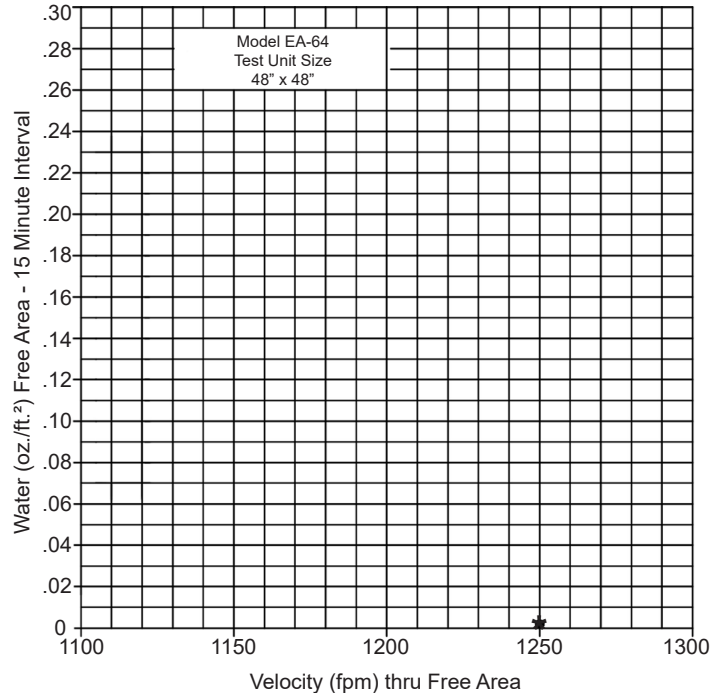
Beginning Point of Water Penetration: Above 1250 fpm (11,550 cfm)

Ratings do not include effects of a screen.

Pressure Drop



Water Penetration



* AMCA Standard 500 limits testing of Water Penetration to either a maximum velocity of 1250 FPM or 2.5 ounces of water per square foot of louver Free Area.

Free Area sq.ft. (sq. meters)

	Width in. (mm)								
	12" (305)	24" (610)	36" (914)	48" (1219)	60" (1524)	72" (1829)	84" (2134)	96" (2438)	
Height in. (mm)	12" (305)	0.18 (0.016)	0.43 (0.039)	0.69 (0.064)	0.94 (0.087)	1.16 (0.107)	1.42 (0.131)	1.67 (0.155)	1.93 (0.179)
	24" (610)	0.69 (0.064)	1.70 (0.157)	2.70 (0.250)	3.71 (0.344)	4.59 (0.426)	5.59 (0.519)	6.60 (0.613)	7.60 (0.706)
	36" (914)	1.21 (0.112)	2.96 (0.274)	4.72 (0.438)	6.47 (0.601)	8.01 (0.744)	9.76 (0.906)	11.52 (1.070)	13.27 (1.232)
	48" (1219)	1.72 (0.159)	4.23 (0.392)	6.73 (0.625)	9.24 (0.858)	11.43 (1.061)	13.93 (1.294)	16.44 (1.527)	18.94 (1.759)
	60" (1524)	2.24 (0.208)	5.49 (0.510)	8.75 (0.812)	12.00 (1.114)	14.85 (1.379)	18.11 (1.682)	21.36 (1.984)	24.62 (2.287)
	72" (1829)	2.75 (0.255)	6.76 (0.628)	10.72 (0.995)	14.77 (1.372)	18.27 (1.739)	22.28 (2.069)	26.28 (2.441)	30.29 (2.814)
	84" (2134)	3.72 (0.303)	8.02 (0.745)	12.78 (1.187)	17.53 (1.628)	21.69 (2.015)	26.45 (2.457)	31.20 (2.898)	35.96 (3.340)
	96" (2438)	3.78 (0.351)	9.29 (0.863)	14.79 (1.374)	20.30 (1.885)	25.12 (2.333)	30.62 (2.844)	36.13 (3.356)	41.63 (3.867)



Arrow United Industries certifies that the Model EA-64 shown herein is licensed to bear the AMCA seal. The ratings shown are based on tests and procedures performed in accordance with AMCA Publication 511 and comply with the requirements of the AMCA Certified Ratings Program. The AMCA Certified Ratings Seal applies to Water Penetration and Air Performance Ratings only.



Visit our CRP Page for information on all our AMCA-rated products.



540 IMPACT RESISTANT LOUVER
Basic Protection Level D

See www.AMCA.org for all certified or listed products

This label does not signify AMCA airflow performance certification.

Arrow United Industries certifies that the Model EA-64 shown herein is approved to bear the AMCA Listing Label. The ratings shown are based on tests and procedures performed in accordance with AMCA Publications and comply with the requirements of the AMCA Listing Label Program.

The AMCA Listing Label applies to Wind Borne Debris Impact Resistant Louvers.

Visit our Miami-Dade Listing Page for the latest NOA information:
<https://goo.gl/DJ5UtM>

450 Riverside Dr • Wyalusing PA, 18853 • Phone 570-746-1888 • Fax 570-746-9286

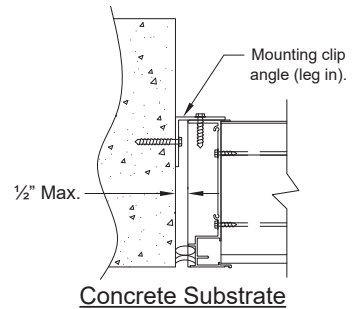
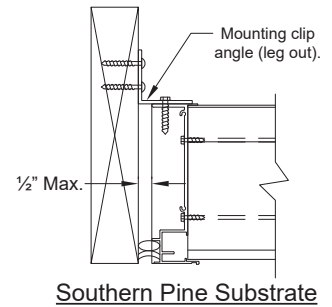
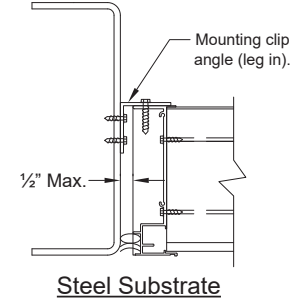
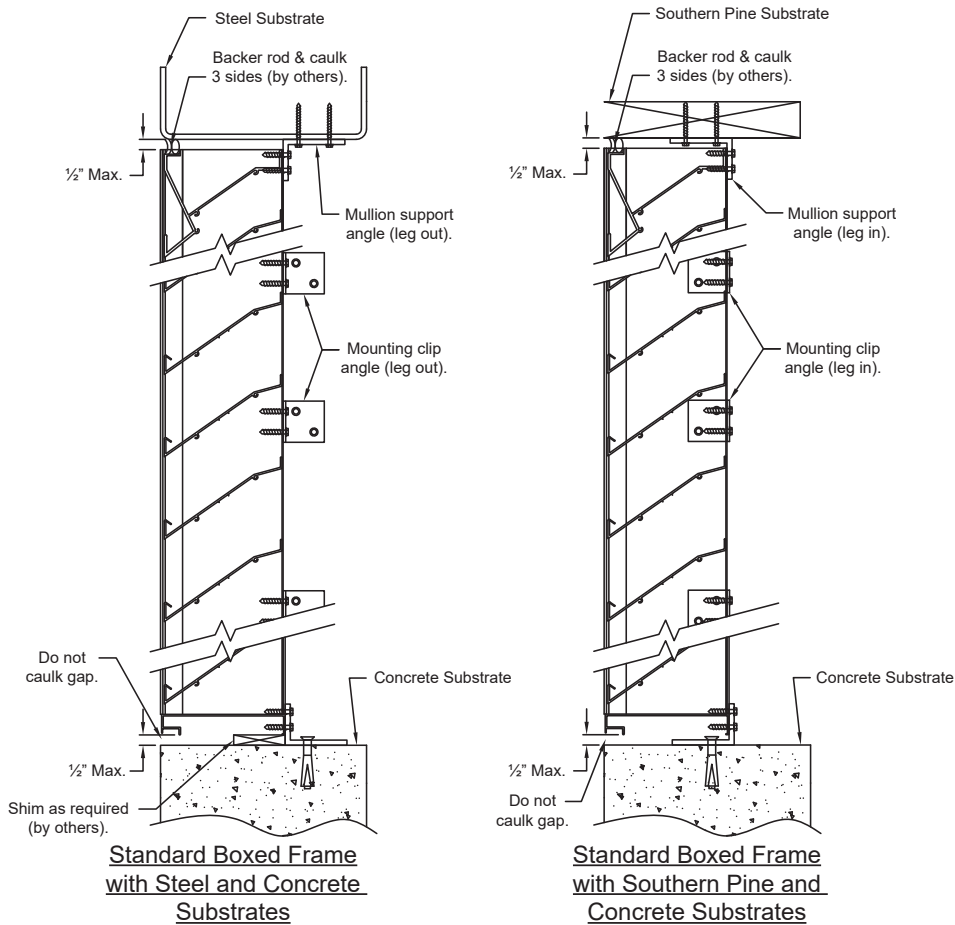
AUI-09-01-04

MODEL EA-64

Miami-Dade HVHZ Louver • 6" Deep • Drainable Blades • Stationary • Extruded Aluminum

Standard Boxed Frame Model EA-64

Installation Instructions

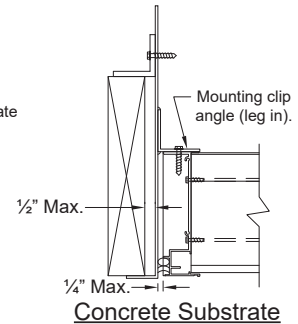
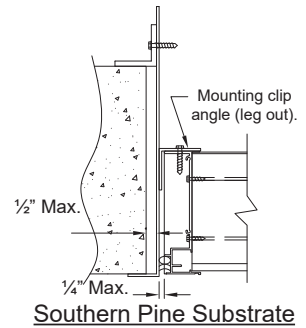
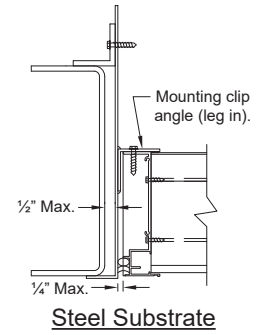
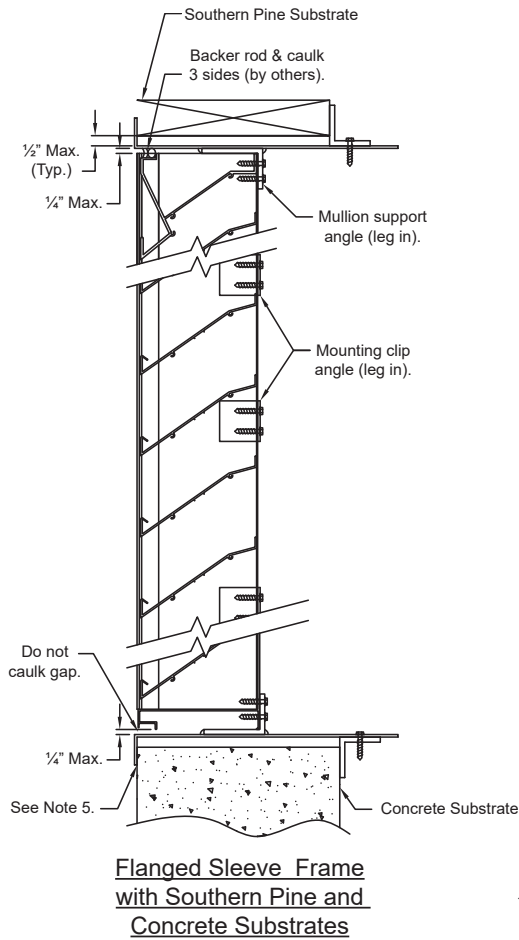
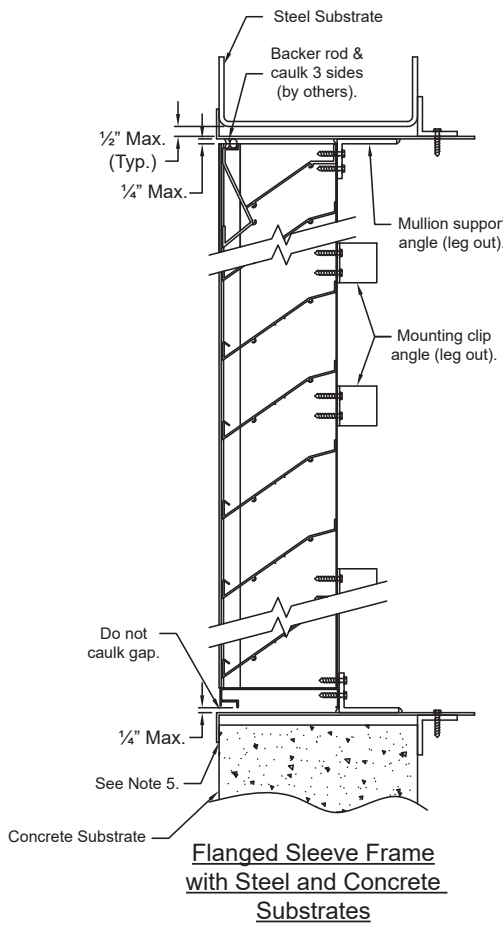


NOTES

1. Mounting clip angles and mullion support angles can be installed with "legs in" or "legs out" for any approved substrate.
2. "Legs out" is the standard construction, "legs in" is optional.
3. Use shims to obtain uniform clearance between the louver and the louver opening on all sides. Shims are by others.
4. Shims under sill pans must allow enough space to insert "leg in" option into the opening.

Standard Flanged Frame Model EA-64

Installation Instructions



NOTES

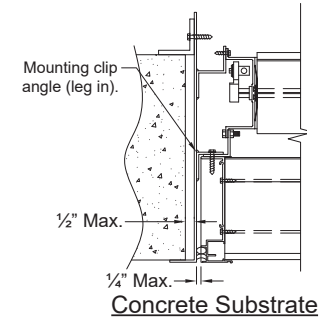
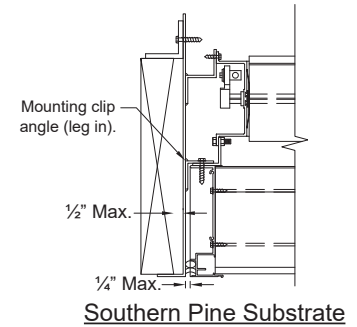
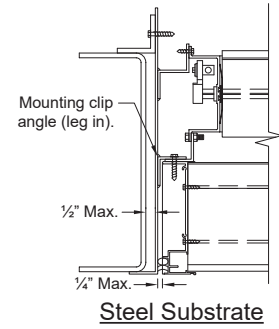
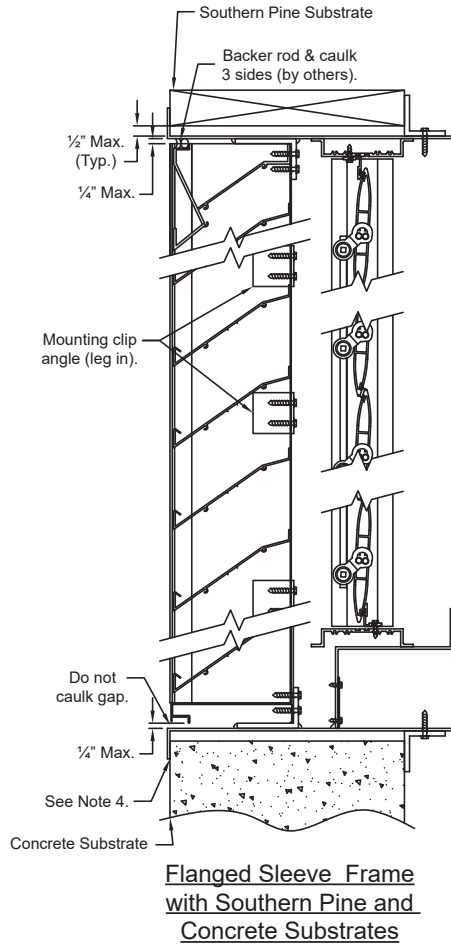
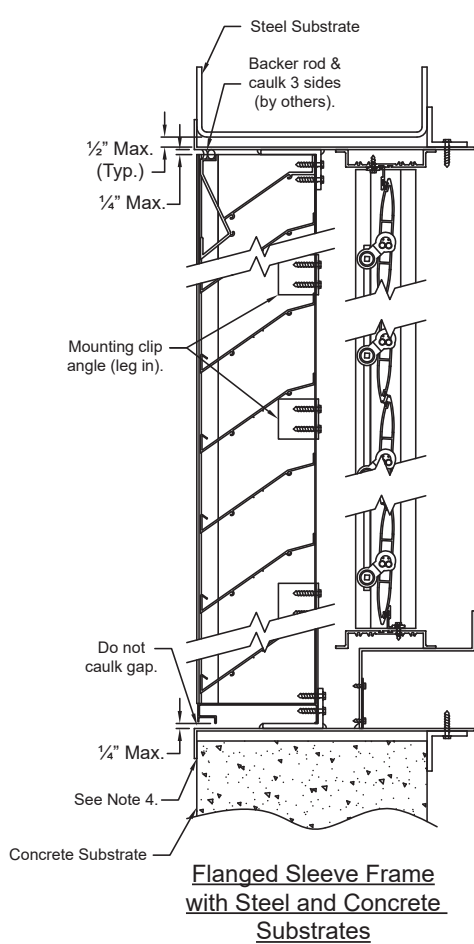
1. Mounting clip angles and mullion support angles can be installed with "legs in" or "legs out" for any approved substrate.
2. "Legs out" is the standard construction, "legs in" is optional.
3. The flanged sleeve can be used with any approved substrate.
4. Use shims to obtain uniform clearance between the louver and the louver opening on all sides. Shims are by others.
5. Sealant/caulk between flanged angle sleeve and substrate (typ. 4 sides) by installer.
6. Two mounting angles run the full height and length of louver.

MODEL EA-64

Miami-Dade HVHZ Louver • 6" Deep • Drainable Blades • Stationary • Extruded Aluminum

TAS-100 Approved Flanged Frame Model EA-64 with Damper

Installation Instructions



NOTES

1. Mounting clip angles and mullion support angles can be installed with "legs in" or "legs out" for any approved substrate.
2. The flanged sleeve can be used with any approved substrate.
3. Use shims to obtain uniform clearance between the louver and the louver opening on all sides. Shims are by others.
4. Sealant/caulk between flanged angle sleeve and substrate (typ. 4 sides) by installer.
5. Two mounting angles run the full height and length of louver.